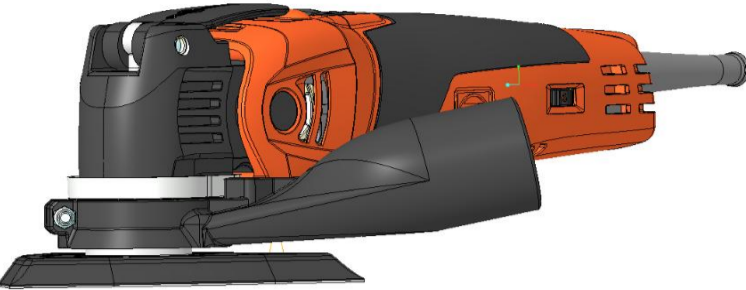
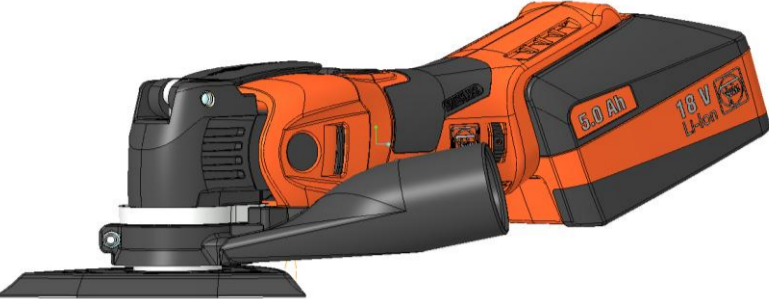
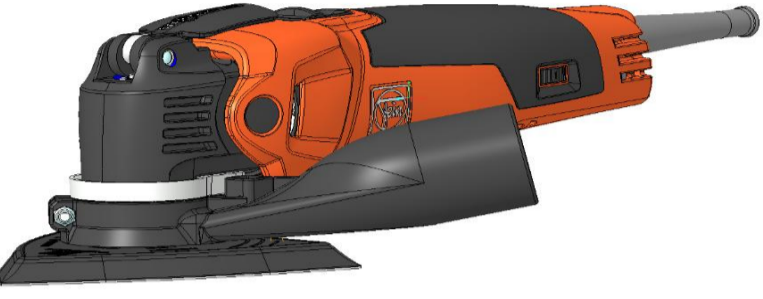









Compatibility 9 26 02 102 00 0 Suction set AS for (A)FMM and (A)FSC

Machine	Suction Compatible	Distance to grinding plate	
FSC 500QSL MM 700	yes	2,9mm	
AFSC 18QSL AMM 700	yes	2,9mm	
FMM 350QSL MM 500	yes	1,15mm	
AFMM 18QSL AMM 500	yes	1,15mm	
FMM 350Q	<b>no</b> can be screwed on,Suction power not guaranteed due to excessive false air	5,65mm	
FSC 1,7Q MM 700 1.7Q	<b>no</b> can be screwed on,Suction power not guaranteed due to excessive false air	11,75mm	
AFSC 1,7Q AMM 700 1.7 Q Automotive	<b>no</b> can be screwed on,Suction power not guaranteed due to excessive false air	11,75mm	
FMT 250QSL MM 300	<b>no</b> cannot be screwed on Threaded inserts are missing		
FMT 250SL	<b>no</b> cannot be screwed on Threaded inserts are missing		
AFMT 12 QSL AMM 300	<b>no</b> cannot be screwed on Threaded inserts are missing		
AFMT 12SL	<b>no</b> cannot be screwed on Threaded inserts are missing		